
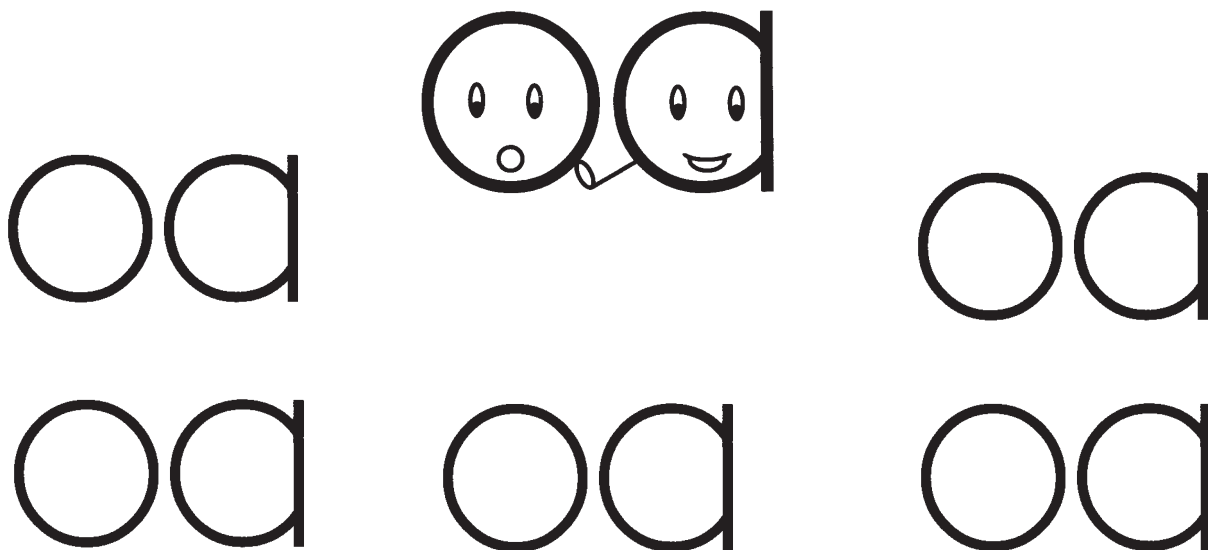


Name _____ Date _____

Overlapping Student Book

Lesson 1, Part 2

Teacher: In the top section, review the clues for oa and have students draw the faces and magic feet onto the other oa's. In the bottom section, have students read each word and draw a line connecting it to the appropriate picture. This page is considered optional if older students find it too easy.



Lesson 1 - IR

A

- | | | |
|---------|----------|----------|
| 1. load | 6. soap | 11. toad |
| 2. goal | 7. road | 12. foam |
| 3. coat | 8. loan | 13. soak |
| 4. boat | 9. coal | 14. goat |
| 5. moan | 10. loaf | 15. Joan |

B

1. I can loan Joan a coat.
2. The soap can soak.
3. The toad is on the road.
4. The foam is on the soap.
5. The coal is by the road.
6. The load of coal is by the goal.
7. A load of soap is on the road.
8. Joan likes the foam soap.
9. The goat can moan.
10. The coal is in the boat.

Name _____

Date _____

Overlapping Student Book**Lesson 1, Part 3**

Teacher: Students read the sentences at the bottom of each box and draw (make) a picture that represents the sentence. Make is considered a Feed Word. Do not judge students' artistic ability. Any representation that they can explain is acceptable.

Make a foal on a road.	Make a foal with soap on it.
------------------------	------------------------------

Lesson 1 - IR**C**

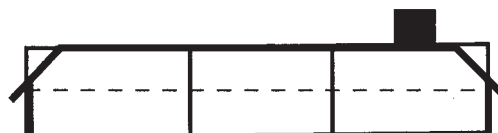
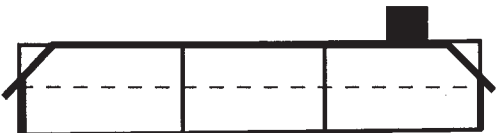
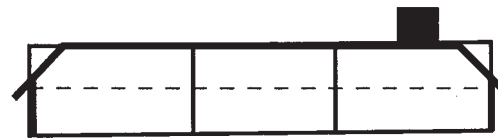
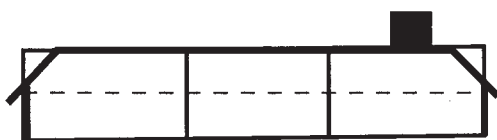
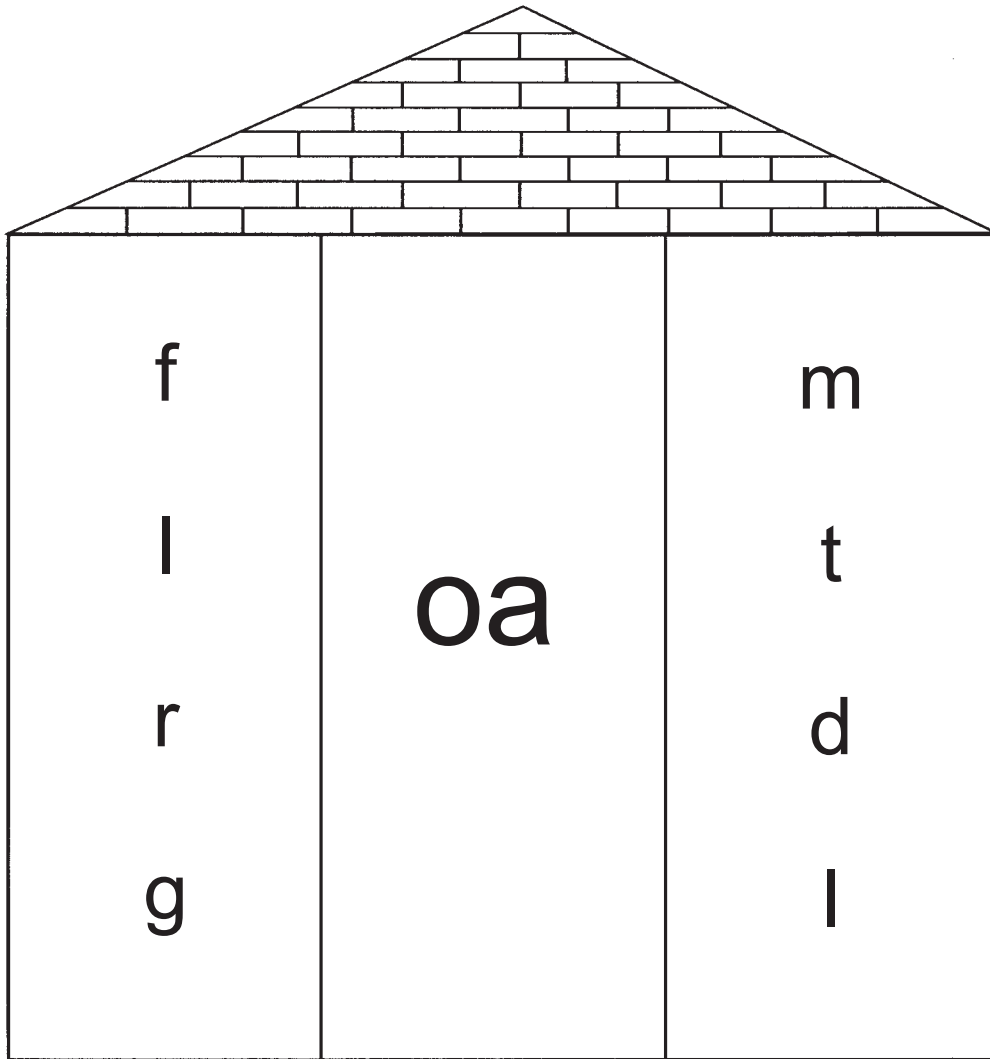
1. Can a goat soar?
2. Can a toad roar?
3. Can a goat roar and moan?
4. Can a boat soar on a road?
5. I can roar at a goat.
6. Can Joan roar?
7. Can coal soar and roar?
8. Can you roar?

Name _____ Date _____

Overlapping Student Book

Lesson 2, Part 1

Teacher: Students select letters from the first and last columns to make a word and then write the word into a house below until all the houses are filled. There are multiple possible answers.



Lesson 2 - IR

A

1. The toadsu are in the boat.
2. Joan can make loadsu of goalsu.
3. The foalsu are by the road.
4. Joan likesu boatsu.
5. Soap is on the coatsu.
6. Can goatsu moan and roar?
7. The loadsu of coal are on the road.
8. I like toadsu and goatsu.

Name _____ Date _____

Overlapping Student Book

Lesson 2, Part 2

Teacher: Students read each word and then write words that refer to only one thing in the first column and words that refer to more than one thing in the second column.

load	road	foals
boats	goal	coats

One 1	More Than One 1+
<div style="border-bottom: 1px solid black; margin-bottom: 5px;"></div> <div style="border-bottom: 1px solid black; margin-bottom: 5px;"></div> <div style="border-bottom: 1px solid black; margin-bottom: 5px;"></div> <div style="border-bottom: 1px solid black; margin-bottom: 5px;"></div> <div style="border-bottom: 1px solid black; margin-bottom: 5px;"></div> <div style="border-bottom: 1px solid black; margin-bottom: 5px;"></div> <div style="border-bottom: 1px solid black; margin-bottom: 5px;"></div> <div style="border-bottom: 1px solid black; margin-bottom: 5px;"></div>	<div style="border-bottom: 1px solid black; margin-bottom: 5px;"></div> <div style="border-bottom: 1px solid black; margin-bottom: 5px;"></div> <div style="border-bottom: 1px solid black; margin-bottom: 5px;"></div> <div style="border-bottom: 1px solid black; margin-bottom: 5px;"></div> <div style="border-bottom: 1px solid black; margin-bottom: 5px;"></div> <div style="border-bottom: 1px solid black; margin-bottom: 5px;"></div> <div style="border-bottom: 1px solid black; margin-bottom: 5px;"></div> <div style="border-bottom: 1px solid black; margin-bottom: 5px;"></div>

Lesson 2 - IR

B

1. I do not like a hoax.
2. The hoax made Joan moan.
3. I can goad the goats to go off the road.
4. The toad in the coat is a hoax.
5. Can you loan a coat to Mike?
6. The foal and the goat like to roam near the road.

Name _____ Date _____

Overlapping Student Book

Lesson 2, Part 3

Teacher: Students write each word in the lines below, then underline the "friends" (the vowel pattern) and write the "friends" again in the lines beside the word.

1. goal

3. load

5. foam

7. soap

2. coax

4. goad

6. hoax

8. moan

1.

5.

2.

6.

3.

7.

4.

8.

Name _____

Date _____

Overlapping Student Book

Lesson 3, Part 1

Teacher: Students read each word in the list and circle the ones that are crunchy peanut butter and jelly words. Then they write each circled word into one of the sandwich pictures, making sure each letter is put into the correct part of the sandwich.

coat

has

goad

the

can

roam

and

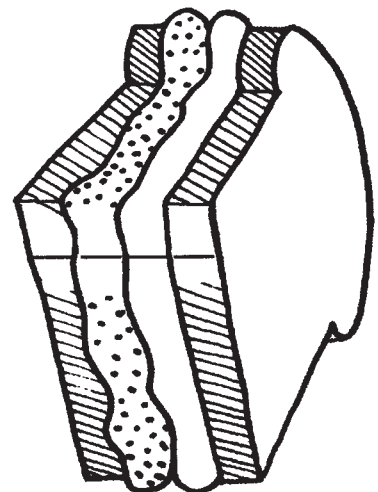
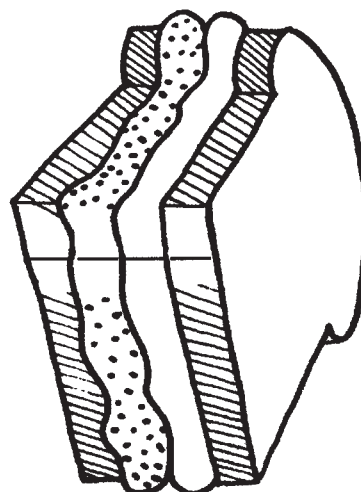
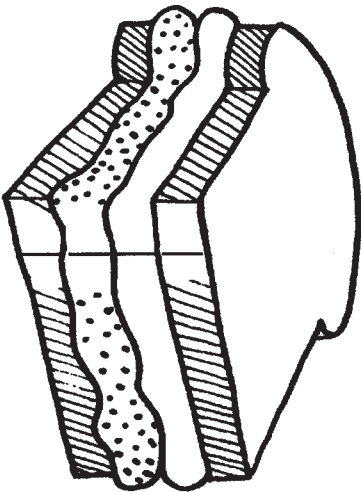
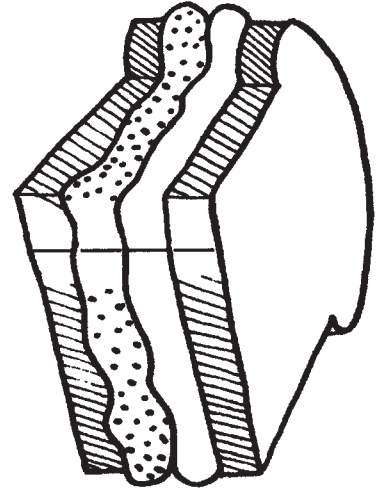
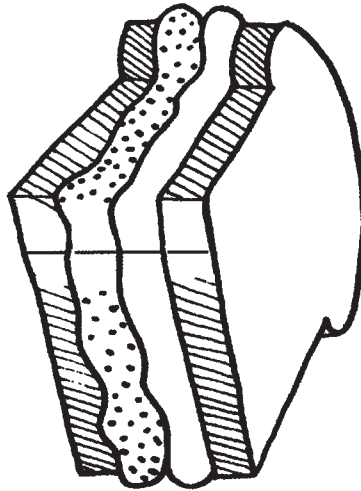
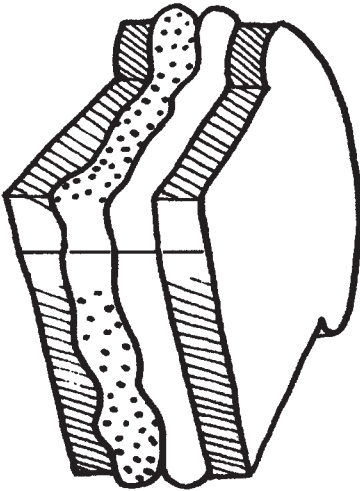
from

loaf

make

moan

coal



Lesson 3 - IR

A



1. The foal has a sail on his tail.
2. Is the main road made of soap?
3. Can Joan sail in a pail?
4. Can Gail roam in a pail of soap foam?
5. The toad will wail and moan if he has to go to jail.
6. The soap in my hair made foam in the rain.
7. Can a pair of goats goad a foal to roar?
8. Can a toad soar out of a pail?
9. Gail will moan if soap foam is on the road.
10. I can wait in the hail in my boat for the mail.

Optional

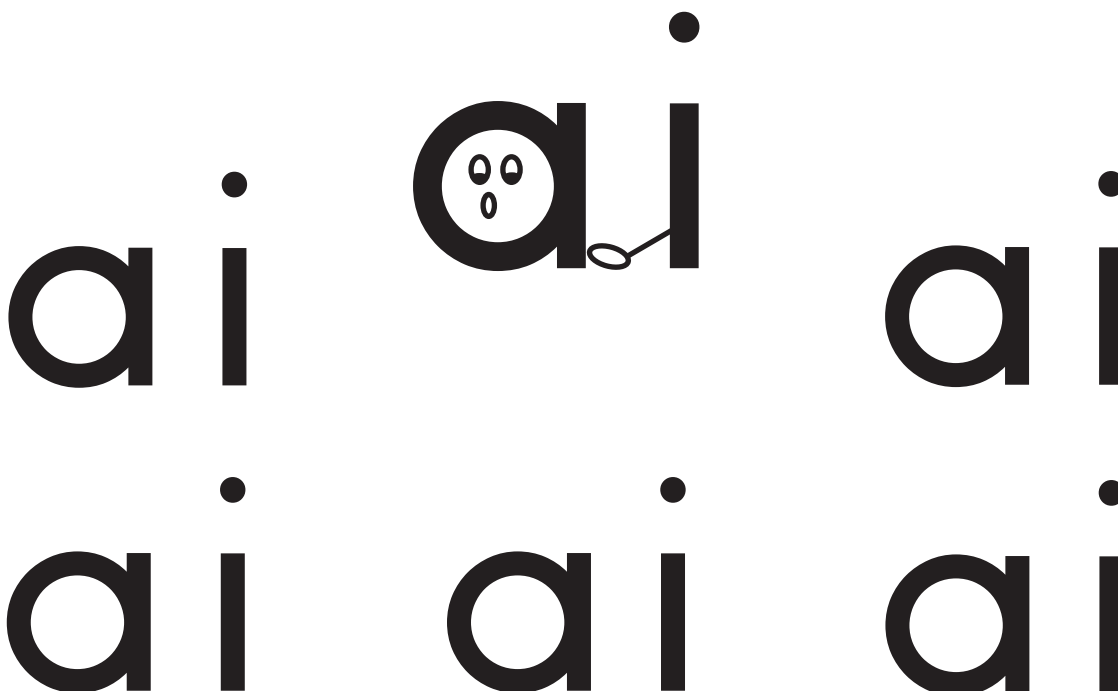
Name _____

Date _____

Overlapping Student Book

Lesson 3, Part 1

Teacher: Review the clue for ai and have students draw the face on a and the magic feet on i.



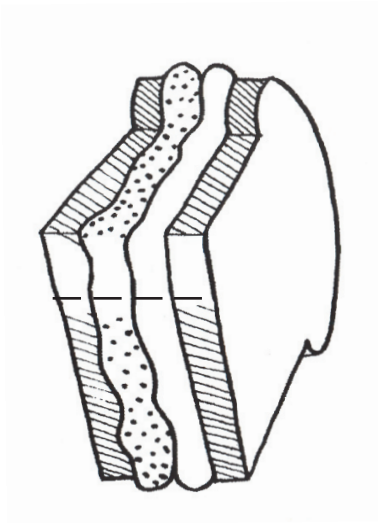
Name _____ Date _____

Overlapping Student Book

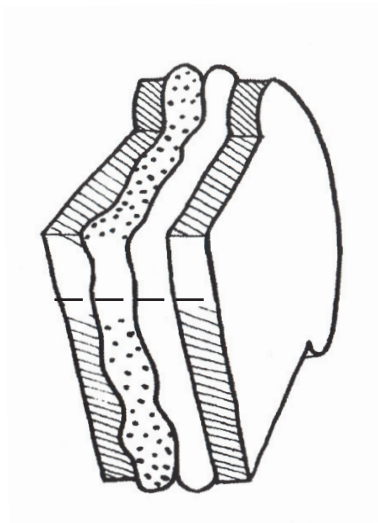
Lesson 3, Part 1

Teacher: In the top section, students write each word into the sandwich below. In the bottom section, students read the sentence at the bottom of the box and draw a picture representing it.

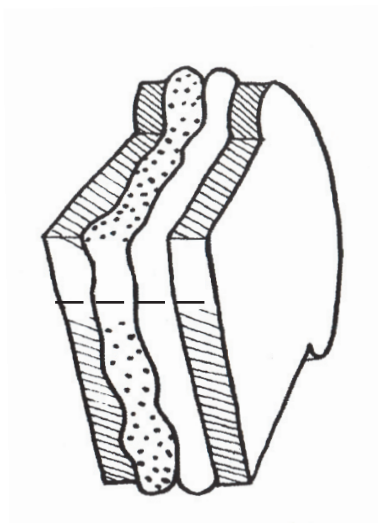
1. rain



2. pail



3. main



Optional

Make Gail with
foam in her hair.

Make a toad in jail.

Name _____ Date _____

Overlapping Student Book

Lesson 3, Part 3

Teacher: Review the concept of Name Words and Action Words. Have students read each word, decide which kind of word it is and write it under the appropriate barrel.

boat
goad
roam

pail
soar
hair

paid
toad
foal

